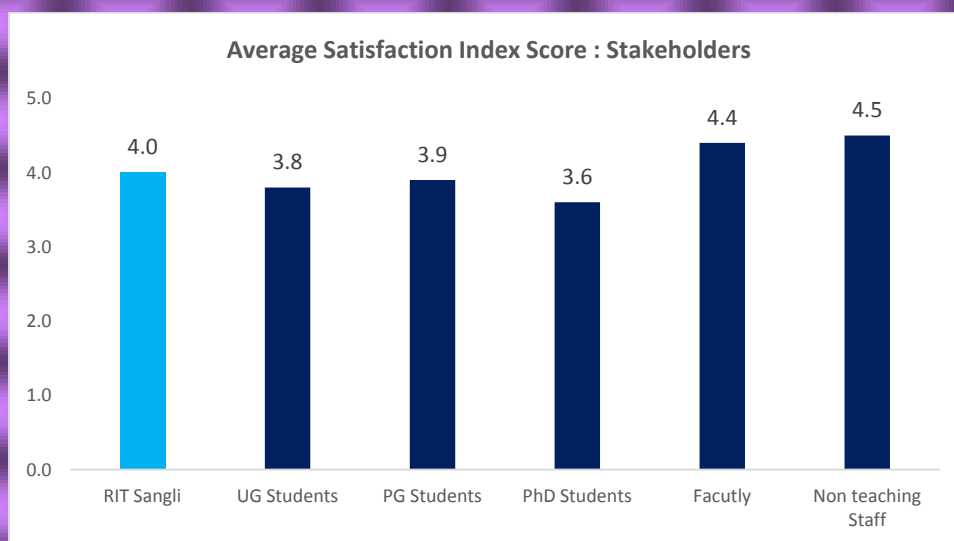
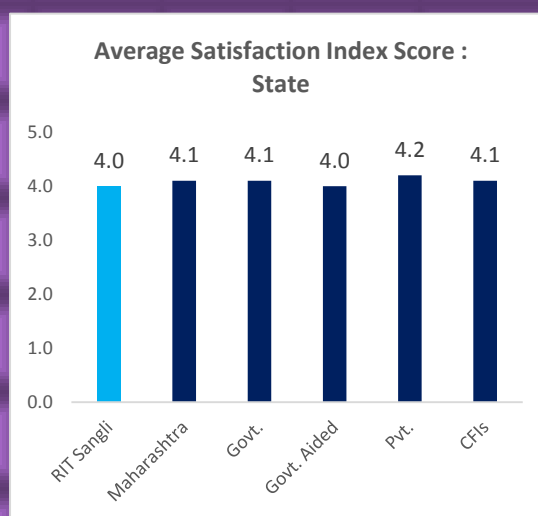
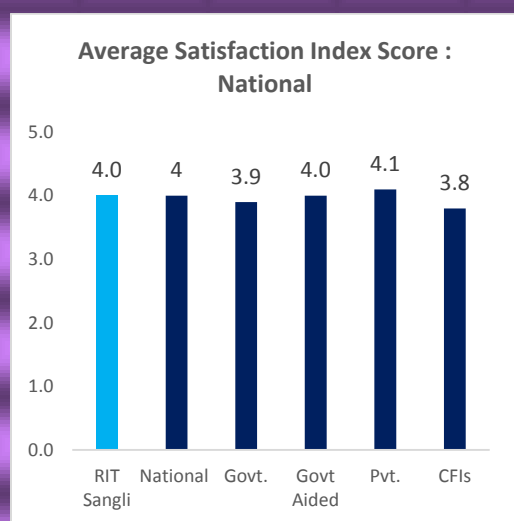
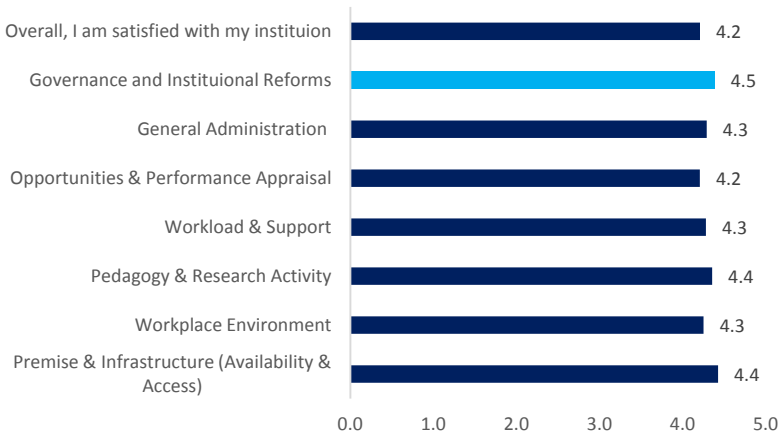


Rajarambapu Institute of Technology, Islampur, Sangli- Maharashtra

- RIT's satisfaction index score (4) is equal to the national average (4) for TEQIP-II institutions.
- RIT's satisfaction index score (4) is less than the state average (4.1) for TEQIP-II institutes by 2% points.
- Non-teaching staff at RIT are the most satisfied.
- Ph.D students are the least satisfied.



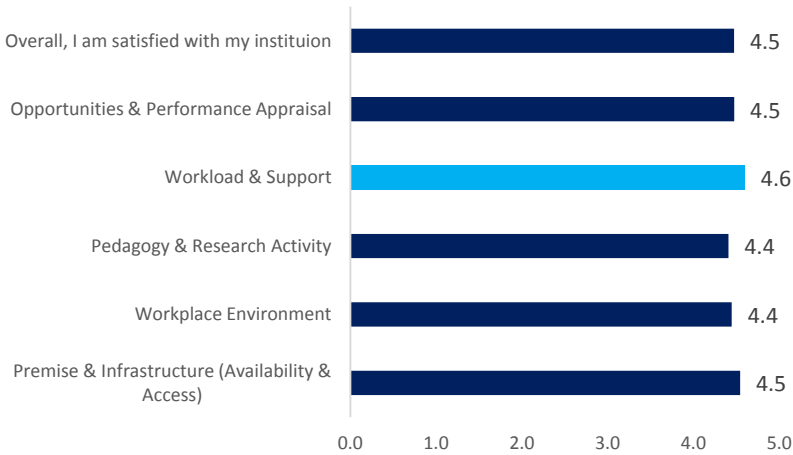
Faculty: Task and satisfaction



Faculty were asked to rate their satisfaction level. The key findings are:

- Faculty in general are satisfied (score=4.4).
- Amongst various parameters the top scoring satisfaction goes to (i) Governance and institutional reforms (satisfaction score 90%).

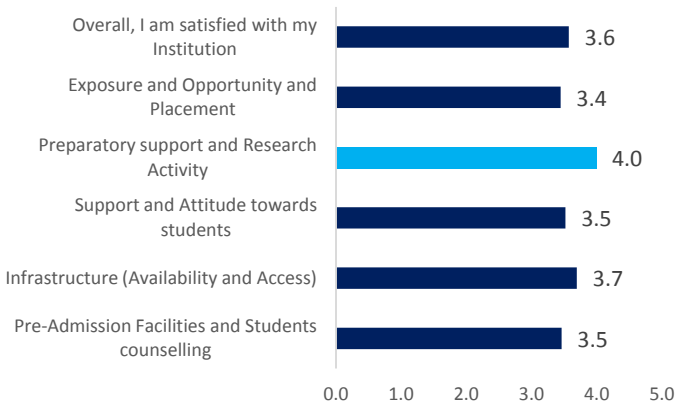
Non-teaching staff: Task and satisfaction



Non-teaching staff were asked to rate their satisfaction level. The key findings are:

- Non-teaching staff in general are very satisfied (score=4.5).
- Amongst various parameters the top scoring satisfaction goes to workload & support (satisfaction score 92%).

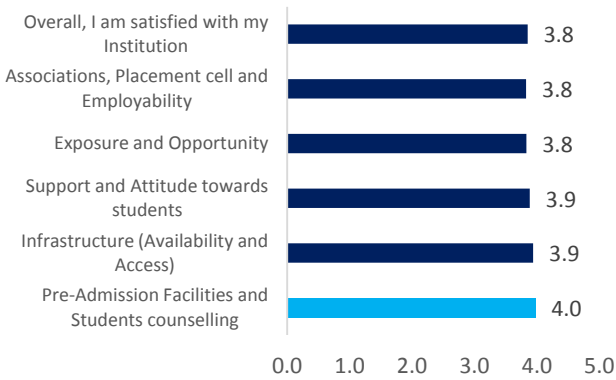
PH.D students task and satisfaction



Ph.D students were asked to rate their satisfaction level. The key findings are:

- Ph.D students in general are satisfied (score=3.6).
- Amongst various parameters the top scoring satisfaction goes to predatory support and research activity (satisfaction score 80%).

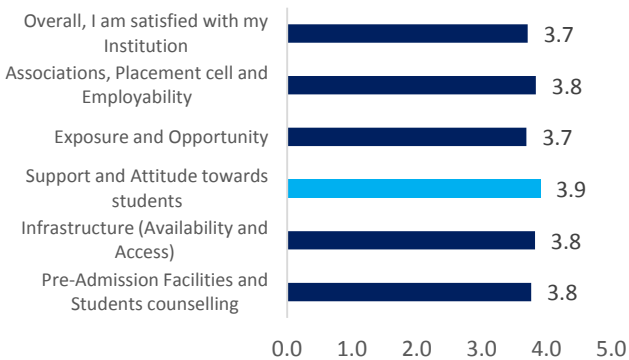
PG students task and satisfaction



PG students were asked to rate their satisfaction level. The key findings are:

- PG students in general are satisfied (score=3.9).
- Amongst various parameters the top scoring satisfaction goes to pre-admission faculties and student counseling (satisfaction score 80%).

UG students task and satisfaction



UG students were asked to rate their satisfaction level. The key findings are:

- UG students in general are satisfied (score=3.8).
- Amongst various parameters the top scoring satisfaction goes to support and attitude towards students (satisfaction score 78%).